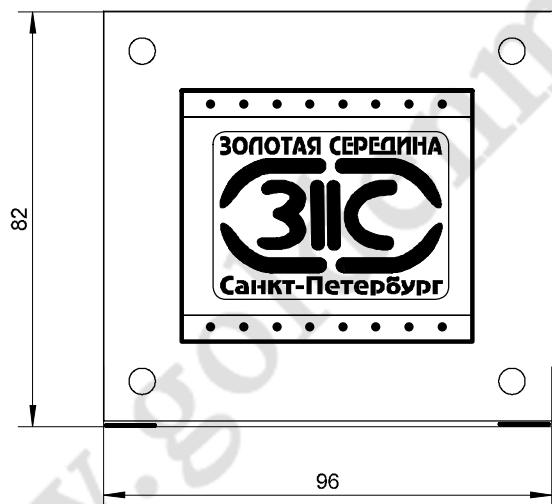
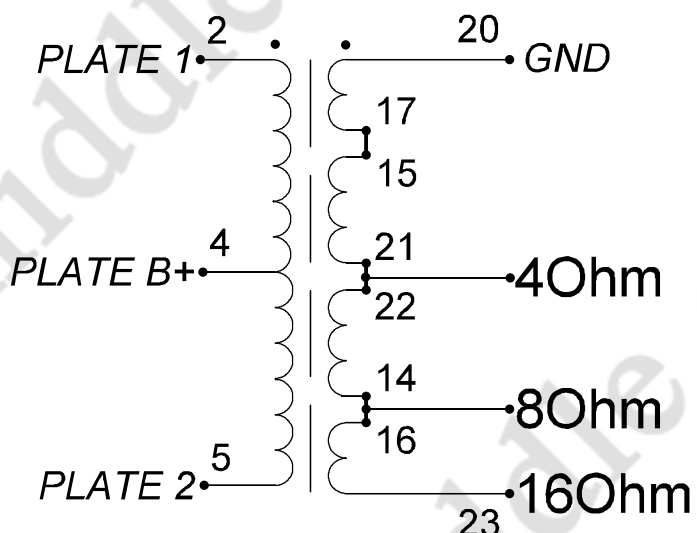


A B C D E F

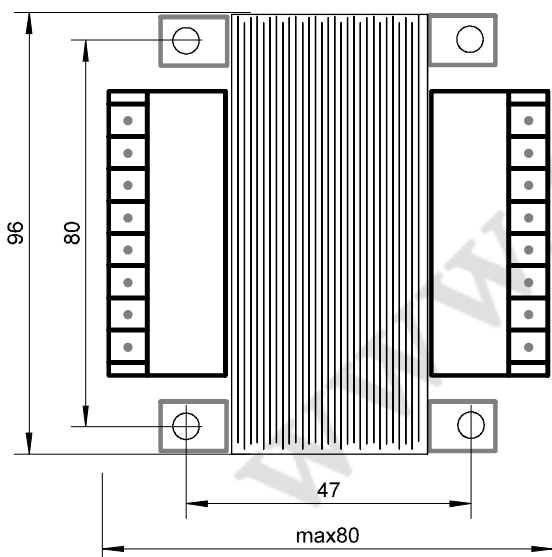
ГАБАРИТНЫЕ РАЗМЕРЫ



OT-PP-6.0/4/8/16-30



УСТАНОВОЧНЫЕ РАЗМЕРЫ



Description GOLDEN MIDDLE	TECHNICAL SPECIFICATIONS					
	CORE TYPE		EI 96X32 SM			
	CORE MATERIAL					
	MODIFICATION					
DC VOLTAGE		CAT II 1000V				
30W output trafo	TECHNICAL DATA			QC	Date	Name
	DCR1@20C		PASS			
	DCR2@20C		PASS			
Schematic no. OT-PP-6.0/4/8/16-30	DCI max 2X		PASS			
	L220v@50Hz		PASS			
	L2v@1000Hz		PASS			